



CodeIgniter

Desenvolva rápido e melhor.

Quem sou eu ?

- Analista/Desenvolvedor
 - Linguagens: C,C++,ASP, PHP, .NET entre outras.
- 12 anos experiência.
- Trabalhou em várias empresas: agências web, “furadas” e consultorias.
- Atualmente é co-responsável pelas aplicações web da Unimed Federação.

O que iremos ver

- Design Patterns;
- Padrão MVC;
- Frameworks;
- Tipos de frameworks;
- CodeIgniter;

O que você não vai aprender:

- Dominar o CodeIgniter.
- Como aumentar seu salário.

3 fases do desenvolvedor PHP

- Não sabe OOP (estruturada)
- Pensa que sabe OOP.
- sabe OOP e quer aprender mais.

Padrões de Projeto



- Factory
- Composite
- Facade
- Singleton
- MVC
- outros

Frameworks

Frameworks

Você sozinho

Você acompanhado



Frameworks = Bibliotecas ?

Não !

Frameworks

Ditam o fluxo da aplicação.

Frameworks

Exemplos:

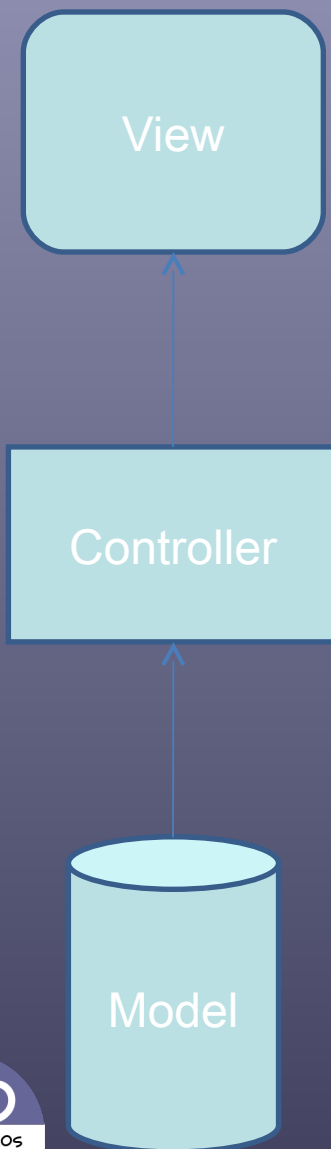
- **Zend Framework**
- **PRADO**
- **Symfony**
- **CodeIgniter**

CodeIgniter

Benefícios ?

- Rápido
- Leve
- Simples
- Pequeno

CodeIgniter



View (views/frog_count.php)

```
<html>
  <body>
    <h1> You've <?=$froggies;?> items in list</h1>
  </body>
</html>
```

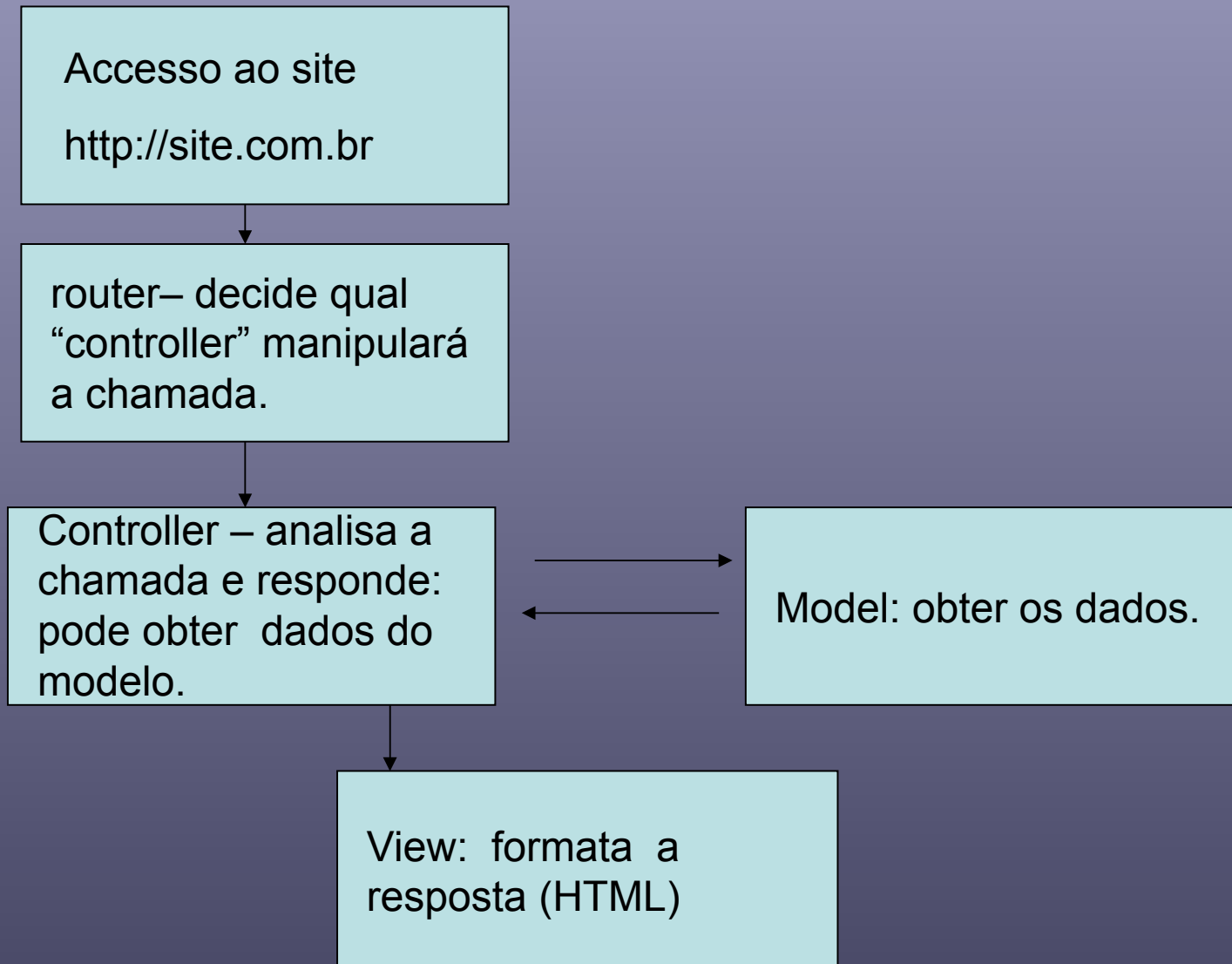
Controller (controllers/my_controller.php)

```
function total_frogs () {
    $this->load->model("frogs");
    $number_of_frogs = $this->frogs->count_frogs();
    $data['froggies'] = $number_of_frogs;
    $this->load->view("frog_view", $data);
}
```

Model (models/frogs.php)

```
function count_frogs() {
    $this->db->where("type", "frog");
    $this->db->from("animals");
    $query = $this->db->get();
    Return $query->num_rows();
}CodeIgniter
```

CodeIgniter



CodeIgniter - download



The screenshot shows the CodeIgniter website homepage. At the top left is the CodeIgniter logo (a flame) and the text "CodeIgniter®". To the right, it says "Hello, tobyberesford | Logout | Your Account". Below this is a navigation menu with links: Home, Downloads, News, VideoTutorials, User Guide, Forums, Wiki, Projects, and Bug Tracker. The main content area has a large orange and red banner with the CodeIgniter logo and the text: "CodeIgniter is an Open Source Web Application Framework that helps you write kick-ass PHP programs". To the right of the banner are four links with icons: "Download CodeIgniter Version 1.6.1", "Read the User Guide CodeIgniter is clearly documented", "View the Video Tutorials Build a weblog in under 20 minutes!", and "Talk About it in the Forums Join the growing community". Below the banner, the text "Welcome to CodeIgniter!" is followed by a paragraph describing the framework. To the right, there is a "CODEIGNITER NEWS" section with three news items: "CodeIgniter 1.6.1 Released", "CodeIgniter 1.6 hits the streets", and "Calling all CodeIgniter-ers - join us at South By Southwest!". Each news item has a "Read More..." link and a "Posted by" line.

CodeIgniter®

Hello, tobyberesford | Logout | Your Account

Home Downloads News VideoTutorials User Guide Forums Wiki Projects Bug Tracker

 CodeIgniter is an Open Source Web Application Framework that helps you write kick-ass PHP programs

 Download CodeIgniter
Version 1.6.1

 Read the User Guide
CodeIgniter is clearly documented

 View the Video Tutorials
Build a weblog in under 20 minutes!

 Talk About it in the Forums
Join the growing community

Welcome to CodeIgniter!

CodeIgniter is a powerful PHP framework with a very small footprint, built for PHP coders who need a simple and elegant toolkit to create full-featured web applications. If you're a developer who lives in the real world of shared hosting accounts and clients with deadlines, and if you're tired of ponderously large and thoroughly undocumented frameworks

CodeIgniter is right for you if...

- You want a framework with a small footprint.
- You need exceptional performance.
- You need broad compatibility with standard hosting accounts that run a variety of PHP versions and configurations.
- You want a framework that requires nearly zero configuration.
- You want a framework that does not require you to use the command line.
- You want a framework that does not require you to adhere to restrictive coding rules.
- You are not interested in large-scale monolithic libraries like PEAR.
- You do not want to be forced to learn a templating language (although a template parser is optionally available if you desire one).
- You eschew complexity, favoring simple solutions.
- You need clear, thorough documentation.

CODEIGNITER NEWS

CodeIgniter 1.6.1 Released
[Read More...](#)
Posted by Derek Allard on Feb 12, 2008

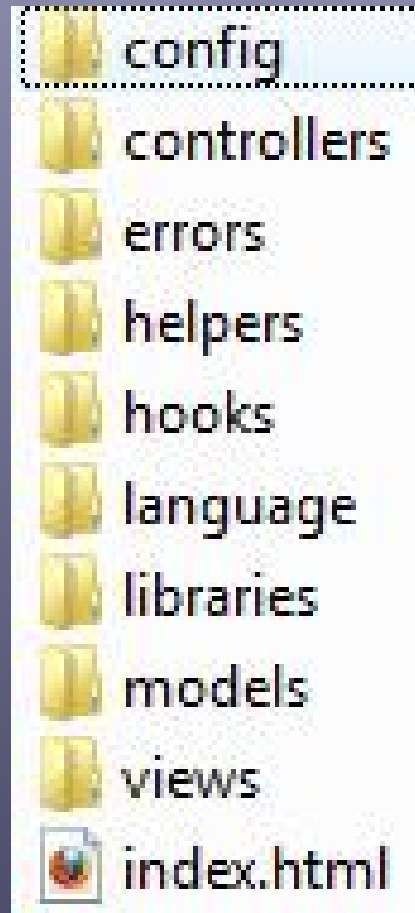
CodeIgniter 1.6 hits the streets
[Read More...](#)
Posted by Derek Allard on Jan 30, 2008

Calling all CodeIgniter-ers - join us at South By Southwest!
[Read More...](#)
Posted by Derek Allard on Jan 27, 2008

CodeIgniter 1.5.4 Released
[Read More...](#)
Posted by Rick Ellis on Jul 12, 2007

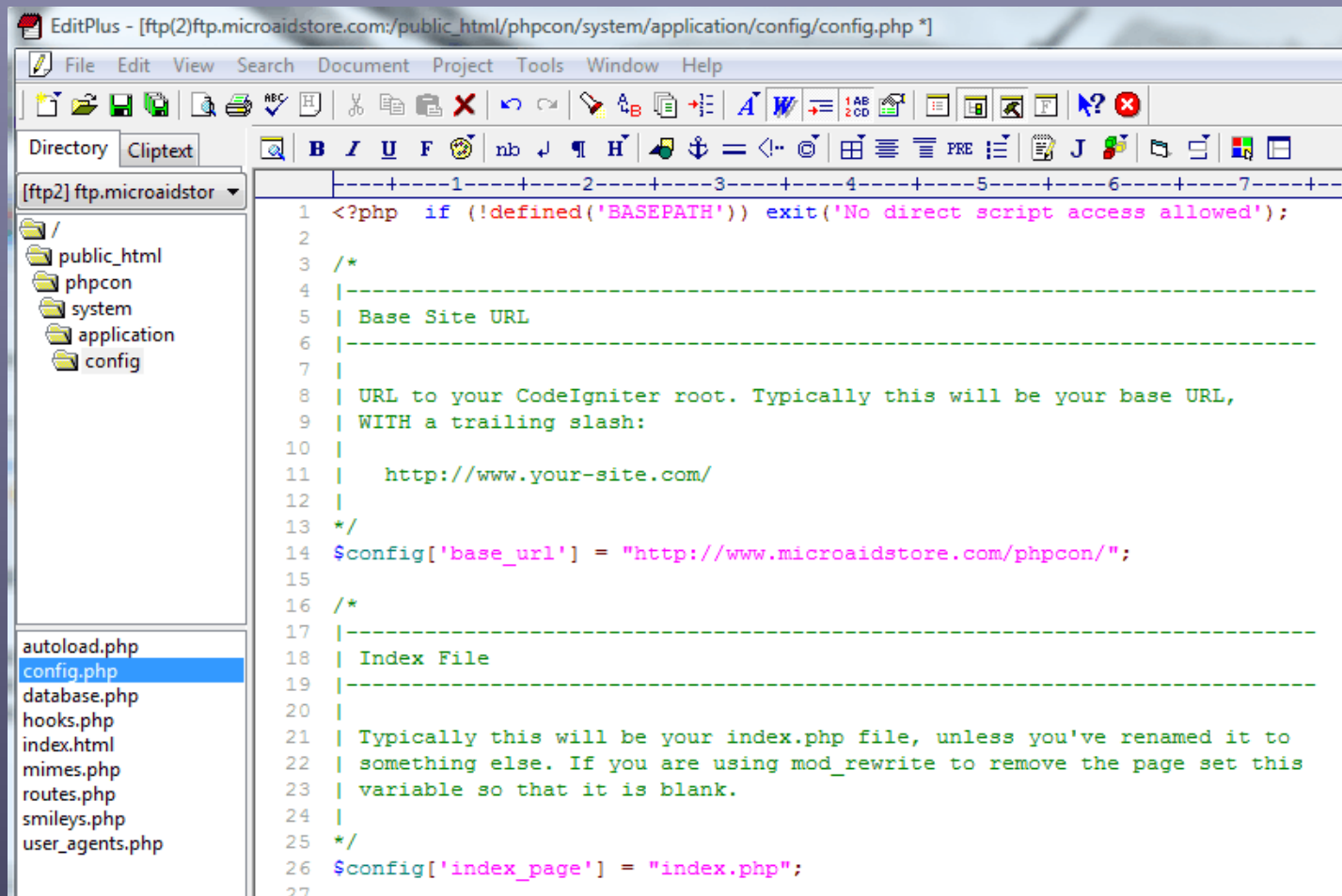
[View Past News](#)

CodeIgniter - download



CodeIgniter

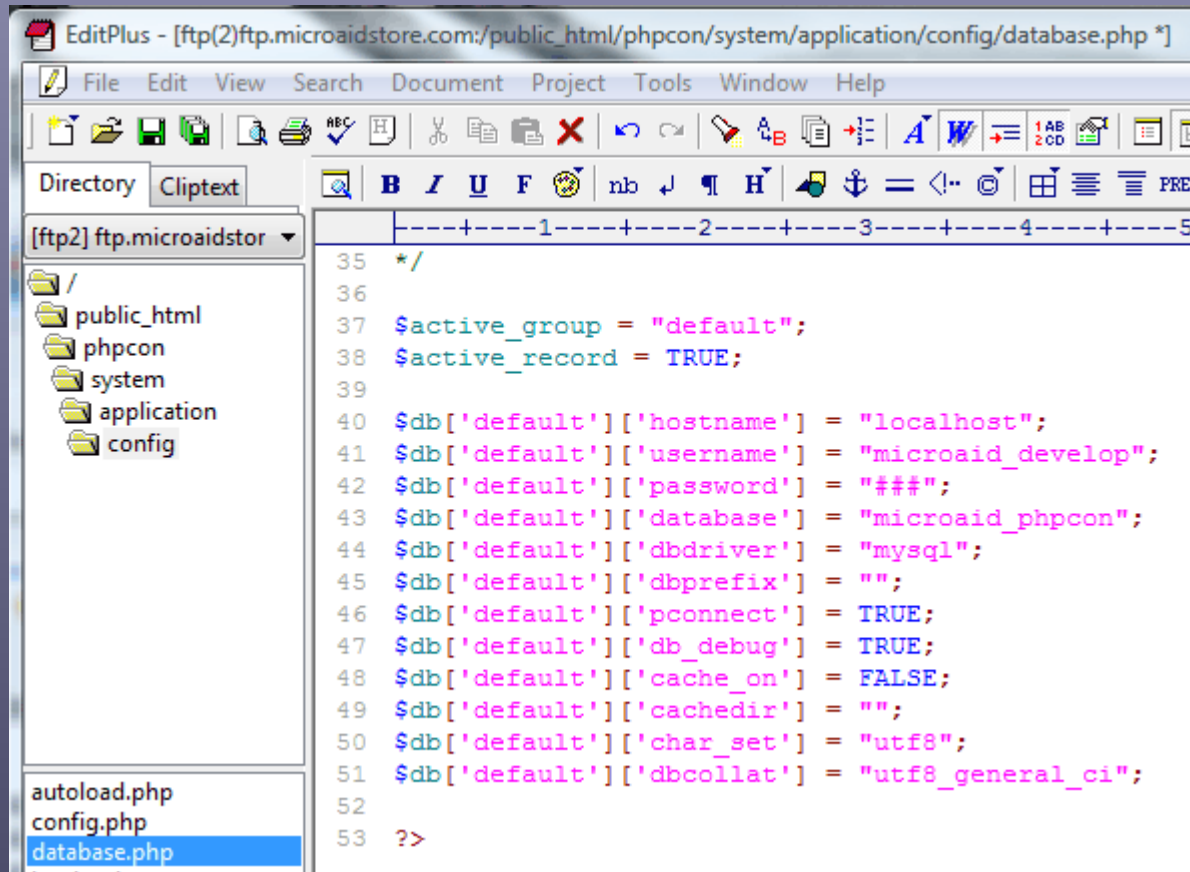
Configurando o ambiente – config.php



```
1 <?php if (!defined('BASEPATH')) exit('No direct script access allowed');
2
3 /*
4 |-----|
5 | Base Site URL
6 |-----|
7 |
8 | URL to your CodeIgniter root. Typically this will be your base URL,
9 | WITH a trailing slash:
10 |
11 |     http://www.your-site.com/
12 |
13 */
14 $config['base_url'] = "http://www.microaidstore.com/phpcon/";
15
16 /*
17 |-----|
18 | Index File
19 |-----|
20 |
21 | Typically this will be your index.php file, unless you've renamed it to
22 | something else. If you are using mod_rewrite to remove the page set this
23 | variable so that it is blank.
24 |
25 */
26 $config['index_page'] = "index.php";
27
```

CodeIgniter

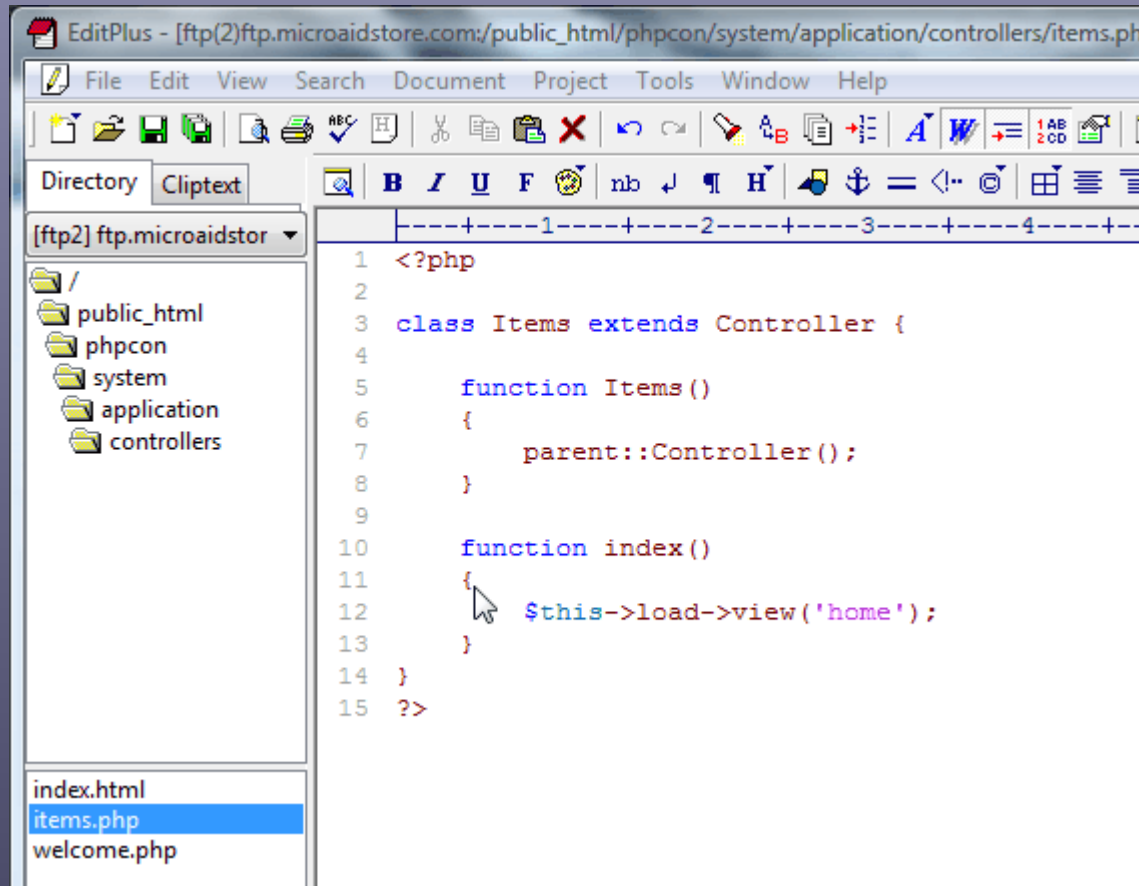
Configurando o database – database.php



```
35 */
36
37 $active_group = "default";
38 $active_record = TRUE;
39
40 $db['default']['hostname'] = "localhost";
41 $db['default']['username'] = "microaid_develop";
42 $db['default']['password'] = "###";
43 $db['default']['database'] = "microaid_phpcon";
44 $db['default']['dbdriver'] = "mysql";
45 $db['default']['dbprefix'] = "";
46 $db['default']['pconnect'] = TRUE;
47 $db['default']['db_debug'] = TRUE;
48 $db['default']['cache_on'] = FALSE;
49 $db['default']['cachedir'] = "";
50 $db['default']['char_set'] = "utf8";
51 $db['default']['dbcollat'] = "utf8_general_ci";
52
53 ?>
```

CodeIgniter

Criando um controller



The screenshot shows the EditPlus FTP client interface. The left pane displays a directory tree for the site 'ftp2 ftp.microaidstor', with the path '/public_html/phpcon/system/application/controllers' expanded. The right pane shows the code for 'items.php' in a PHP editor. The code defines a class 'Items' that extends 'Controller' and includes two methods: 'Items()' and 'index()'. The 'index()' method calls '\$this->load->view('home');'. The file list at the bottom of the left pane includes 'index.html', 'items.php', and 'welcome.php'.

```
1 <?php
2
3 class Items extends Controller {
4
5     function Items ()
6     {
7         parent::Controller();
8     }
9
10    function index()
11    {
12        $this->load->view('home');
13    }
14 }
15 ?>
```

CodeIgniter

Criando uma “view”

```
9 <div id="wrap">
10 <h1>Is my framework better than yours?</h1>
11 <h2>Reasons why <?=$FRAMEWORK;?> rocks:-</h2>
```

CodeIgniter

Criando um “model”

```
26     function get_item($id) {
27         $this->db->where("id", $id);
28         $query=$this->db->get('item');
29         return $query->row_array();
30     }
31
```

CodeIgniter

<http://www.site.com/index.php/controller/metodo>



Onde foi instalado o CodeIgniter



“Bootstrap”



“Controller” (classe) responsável pela manipulação do método

Classes e Helpers

Class Reference

Benchmarking Class

Calendaring Class

Config Class

Database Class

Email Class

Encryption Class

File Uploading Class

FTP Class

HTML Table Class

Image Manipulation Class

Input and Security
Class

Loader Class

Language Class

Output Class

Pagination Class

Session Class

Trackback Class

Template Parser
Class

Unit Testing Class

URI Class

User Agent Class

Validation Class

XML-RPC Class

Zip Encoding Class

Helper Reference

Array Helper

Cookie Helper

Date Helper

Directory Helper

Download Helper

Email Helper

File Helper

Form Helper

HTML Helper

Inflector Helper

Path Helper

Security Helper

Smiley Helper

String Helper

Text Helper

Typography Helper

URL Helper

XML Helper

CodeIgniter

Se você precisar utilizar um framework, Rasmus Lerdof recomenda CodeIgniter.



Criador do PHP

Obrigado!!!

Contato: ubiratan.braga@gmail.com

ubiratanbraga.com